

ACCENTRA®

ASSA ABLOY

Experience a safer
and more open world

nexTouch®

Keypad Locks



CONTENTS

One Lock Platform, Two Technologies	3	nexTouch® Exit Trim	31
Features & Benefits	4	How To Order	32
nexTouch® Cylindrical	5	Trim Designs	33
How to Order	6	Finishes	34
Trim Designs	7	Functions	35
Finishes	8	Cylinders	36-38
Functions	9	Cylinder Collars	39
Cylinders	10-11	Dimensions	40
Latchbolts	12	Options & Accessories	41
Strikes	13	Certifications & Listings	42
Dimensions	14		
Options & Accessories	15		
Certifications & Listings	16		
nexTouch® Sectional Mortise	17		
How to Order	18		
Trim Designs	19-20		
Finishes	21		
Functions	22		
Cylinders	23-25		
Cylinder Collars	26		
Strikes	27		
Dimensions	28		
Options & Accessories	29		
Certifications & Listings	30		

WARNING

This product can expose you to lead which is known to the state of California to cause cancer and birth defects or other reproductive harm. For more information go to www.P65warnings.ca.gov.

The fully modular design of ASSA ABLOY ACCENTRA® nexTouch® allows users to easily upgrade to more advanced security technologies as their requirements grow and change.

Standalone Keypad

Great for restrooms, offices, storage closets and more, nexTouch® as a standalone keypad is easy to install, program, and manage access with PIN codes.



Data-on-Card

In new construction or retrofit projects for multi-family facilities, the data-on-card functionality of nexTouch® pairs with ASSA ABLOY ACCENTRA® software for use with mobile credentials, key cards or fobs.



FEATURES & BENEFITS

Feature	Benefit
Choice of capacitive touchscreen or tactile pushbutton keypad	Touchscreen responds to human touch, enabling convenient entrance or access to programming menu. Pushbutton keypad option also available for more tactile requirements, such as ADA compliance.
Keyless entry and management	Reduces complexity of key system management
PIN code access	Installations are able to be programmed with up to 500 unique PIN codes and a master code for access to programming.
Modular technology	Allows for upgrade to more advanced security technologies with Data-on-Card as requirements change and grow.
Works with cloud-based management software	Single system enables use from anywhere with Internet access from a range of devices, including your computer, smartphone or tablet.
Audit trail	Lifetime audit trail stored within the software to know exactly who has accessed the lock when.
Voice-guided programming in 3 languages	Voice-guided prompts make updates straightforward and effortless in English, Spanish or French.
Three (3) volume modes	Playback can be set for normal, low or silent.
Privacy feature with Door Position Sensor	By holding the interior lock button down for 1.5 seconds, the exterior keypad is temporarily disabled ensuring complete privacy and no additional entry.
Weather resistant gasket seal	Lock is operational even in outdoor settings, in temperatures ranging from -40°F to 140°F (-40°C to 60°C) at 95% relative humidity.
Low battery indicator	Blinking designation signals internal 4 AA alkaline batteries are low.
9V battery power backup feature	With the touch of a 9V battery to the designated area on the front of the lock, your nexTouch® can be powered up for one-time entry.
Hardwire power capable	Can be powered externally using remote 9VDC power supply and plug-in wall transformer.
Keypad lockout feature	Deters tampering by disabling the keypad for a default of 180 seconds after five (5) successive failed attempts.
Glass Solutions CLH-CLE, CLK-CLE center lock housing, keeper integration	Allows for device usage on all-glass doors

NEXTOUCH® CYLINDRICAL

ACCENTRA®
ASSA ABLOY

CYLINDRICAL



Hurricane



HOW TO ORDER

Cylindrical

Quantity	Lever Design	Series/Function	^Technology	Finish	Advanced Functions	Door Thickness	Cylinder	Latch	Strike
#	AU - Augusta	NTB613 - Bored lock, key override, pushbutton keypad	NR - Keypad only, no radio	605 - Bright brass, clear coated	*DPS	1-3/4" 1-3/8"	1803-53L - 6-pin cylinder standard, see pages 10-11 for additional options ¹	E694 latchbolt with 2-1/4" x 1-1/8" front, 2-3/4" backset and 1/2" bolt throw standard, see page 12 for additional options	497 ANSI strike standard, see page 13 for additional options
	MO - Monroe	NTB623 - Bored lock, key override, capacitive touchscreen keypad		613E - Dark oxidized bronze - equivalent					
	PB - Pacific Beach	NTB633 - Bored lock, no key override, pushbutton keypad		626 - Satin chrome plated					
	TB								
	UB	NTB643 - Bored lock, no key override, capacitive touchscreen		BSP - Black suede powder coat					

¹When ordering SFIC and LFIC cylinders, please use appropriate prefix before lever selection. See page 11 for more information.

*Use DPS option code for Advanced Functions. An Auxiliary Door Position Sensor (DPS) must be installed with the lock to enable both Escape Return and Privacy functions. If DPS is not included in the parts string, the Door Position Sensor will not be supplied with the lock. Note that selecting the DPS option code will incur an upcharge. See current price list.

Note: Available for use on multiple thicknesses of glass doors when integrated with Glass Solutions CLH-CLE, CLK-CLE center lock housing, keeper.



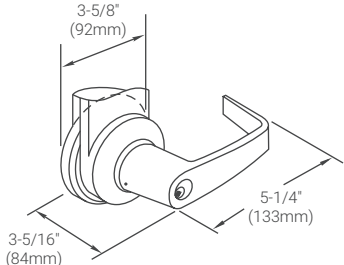


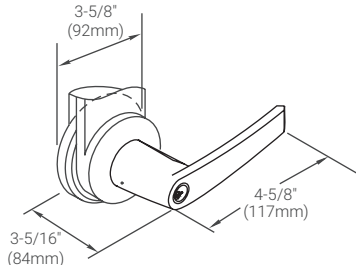


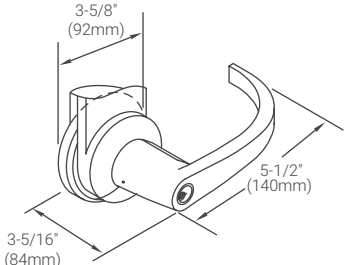


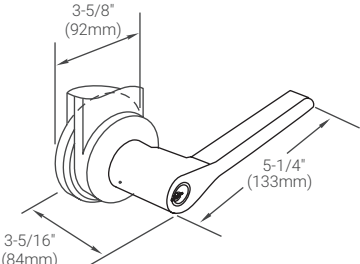


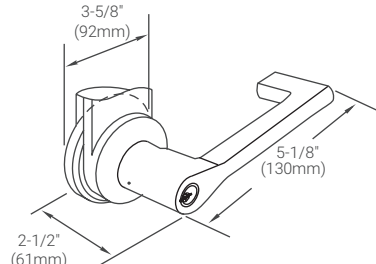
Build Your Order String

Quantity	Lever Design	Series/Function	^Technology	Finish	Advanced Functions	Door Thickness	Cylinder	Latch	Strike
Example:	AU	NTB613	NR	626	DPS	1-3/4"	1803-53L	E694	497

[^]nexTouch® No Radio lock part numbers NTB613, NTB623, NTB633, & NTB643 can be upgraded for use with the ASSA ABLOY ACCENTRA® Cloud platform by installing the ASSA ABLOY ACCENTRA® radio module available to all ASSA ABLOY ACCENTRA® Multi Family Housing Certified Integrators. These part numbers can NOT be upgraded for use with a Z-Wave compatible system.





TRIM DESIGNS

Cylindrical

AUGUSTA AU Lever: Cast Zinc	MONROE MO Lever: Cast Zinc	PACIFIC BEACH PB Lever: Cast Zinc
  	  	  
TB Lever: Cast Zinc	UB Lever: Cast Zinc	
  	  	

 All levers available with small and large format interchangeable core. See page 11 for details.

FINISHES

ANSI/BHMA Code Finish Description			
605 Bright Brass, Clear Coated	613E Dark Oxidized Satin Bronze - equivalent	626 Satin Chrome Plated	BSP Black Suede Powder Coat
			

FUNCTIONS

Cylindrical

NTB633 Pushbutton NTB643 Touchscreen	NTB613 Pushbutton NTB623 Touchscreen
<p>Without Cylinder Override</p> <ul style="list-style-type: none"> • For doors that do not require mechanical key override. • Latchbolt retracted by lever outside with valid PIN code, or by operating lever inside. • Inside lever always active. • Deadlocking latchbolt. <div data-bbox="375 695 529 909"> </div> <div data-bbox="297 934 545 957"> <p>Outside Inside</p> </div>	<p>With Cylinder Override</p> <ul style="list-style-type: none"> • For doors that require mechanical key override. • Latchbolt retracted by lever outside with valid PIN code; by use of mechanical key, or by operating lever inside. • Inside lever always active. • Deadlocking latchbolt. <div data-bbox="1079 695 1255 909"> </div> <div data-bbox="1011 934 1260 957"> <p>Outside Inside</p> </div>

CYLINDERS

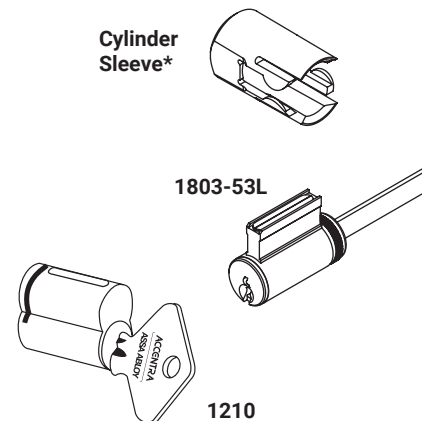
Cylindrical

Cylinder Options


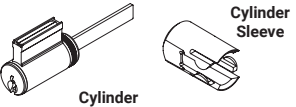
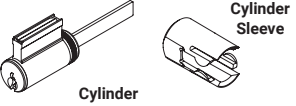
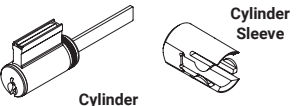
The following selection guide indicates the correct cylinder for each locking segment.

Lockset Series nexTouch®		Types of Cylinder Mechanisms					
		Conventional		Protected Keyway		Security	
Cylinder Types	Fixed Core	6-pin	7-pin	6-pin	7-pin	6-pin	7-pin
	Key-In-Lever	1803-53L	N/A	K403-53L	N/A	5803-53L	N/A
	Interchangeable Core						
	LFIC	1210	N/A	K800	N/A	5210	N/A
	SFIC	A600	A600	K600	K600	N/A	N/A

Refer to ASSA ABLOY ACCENTRA® KeyMark® and/or Cylinders and Keys Catalog sections for all details and how-to-order examples.



Other Manufacturers' Keyway Cylinders


Illustration	Description	Model Number	Number of Pins
	Best® Keyway Cylinder. Available keyed random, master keyed or uncombined. Specify keyway A, B, C, D, E, F, G, H, J, K, L or M.	A600	6 or 7
	Schlage® "C" Keyway. Available 0-bitted or keyed random.	2803-53L*	6
	Corbin Russwin "L4", Corbin "60", Russwin "D1", Sargent® "LA" or Schlage® "E" Keyway. Specify keyway. Available keyed random.	3803-53L*	6
	Arrow "AR" Keyway. Specify keyway. Available keyed random.	100CV1*	6

*All cylinders require a cylinder sleeve (P/N 14-1803-9001-000) to fit nexTouch® locksets manufactured prior to January 2022.

CYLINDERS

Cylindrical (Continued)

Levers Accepting SFIC And Other Manufacturers' Large Format Interchangeable Cores

	Description	Lever Prefix	Number of Pins
	SFIC (Accepts all Small Format Interchangeable Cores)	B (i.e. B-AU, B-MO, B-PB, B-TB, B-UB)	6 or 7
	Corbin Russwin (LFIC)*	R (i.e. R-AU)	6
	Medeco®, ASSA® (LFIC)**	M (i.e. M-AU)**	6
	Sargent (LFIC)	SG (i.e. SG-AU, SG-PB)	6
	Schlage® (LFIC)	SI (i.e. SI-AU, SI-PB)	6


*Corbin Russwin LFIC only available with AU lever, 6-pin only.

**Medeco®, ASSA® option available only with AU lever. (Note: For Medeco 32 series cores.)

LFIC = Large Format Interchangeable Core

SFIC = Small Format Interchangeable Core

Levers Accepting Other Manufacturers' Fixed Core Cylinders

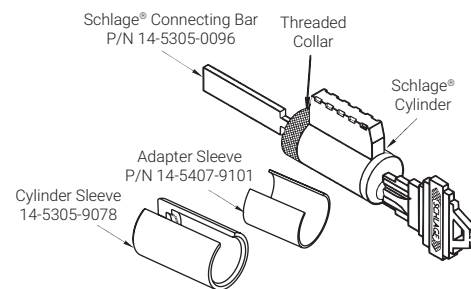
Illustration	Description	Prefix	Number of Pins
	Schlage®	S (i.e. S-AU, S-MO, S-PB)	6

108S Schlage® Cylinder Adapter Kit

Kit used to modify Schlage® cylinder to fit nexTouch®.

P/N 14-5305-0090-048 - 108S.

Kit includes tailpiece and sleeve. To order the 108S adapter kit with the lock, use an "S" prefix (i.e., S-AU x NTB613).

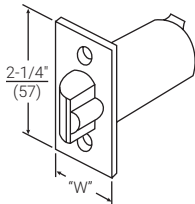


LATCHBOLTS

Cylindrical

Deadlocking Latchbolts

Model No. E694 supplied standard with all nexTouch® locksets. Model No. E694 latchbolt has a 2-1/4" x 1-1/8" front with a 2-3/4" backset and a 1/2" bolt throw. Optional latchbolts to special order.



Model No.	Front	Backset	"W" Front Width	Throw	Latch Diameter
E694 (standard)	Adjustable	2-3/4" (70mm)	1-1/8" (29mm)	1/2" (13mm)	1" (25mm)
480B	Beveled	2-3/4" (70mm)	1-1/8" (29mm)	3/4" (19mm)	1" (25mm)
F480B	Flat	2-3/4" (70mm)	1-1/8" (29mm)	3/4" (19mm)	1" (25mm)
380N*	Adjustable	2-3/8" (60mm)	1" (25mm)	1/2" (13mm)	3/4" (19mm)

When ordering latchbolts separately, specify Model No. x Finish (e.g., E694 x 626).
*Using 380N latch results in Grade 2 ANSI/BHMA performance of the lock.

STRIKES

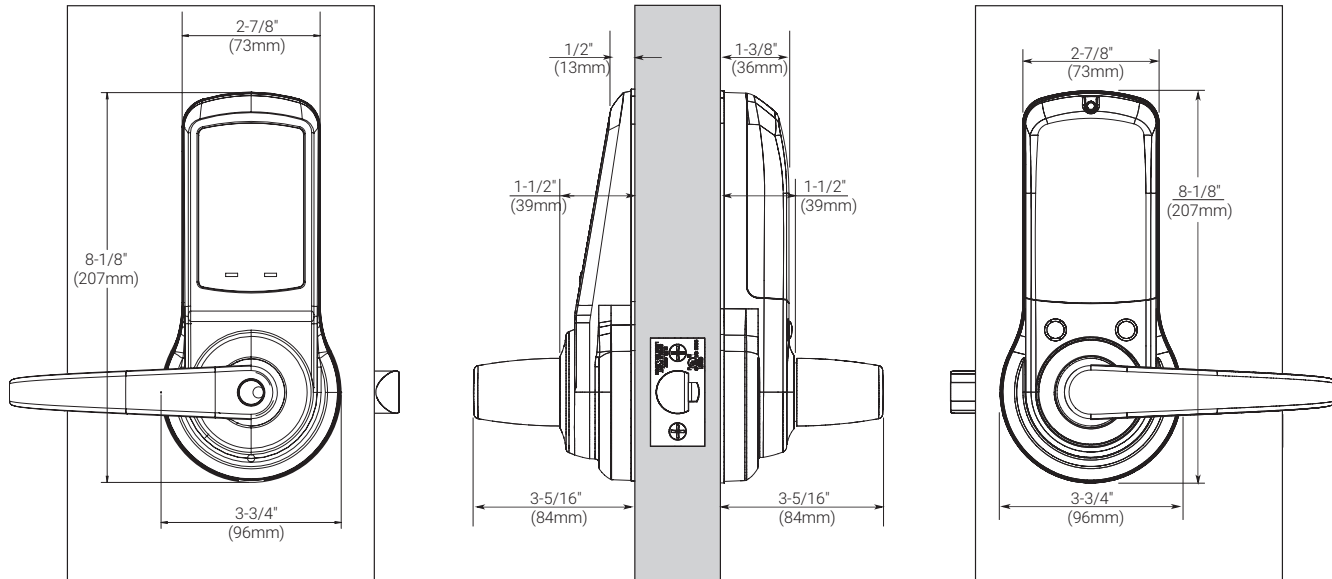
Cylindrical

ASSA ABLOY ACCENTRA® nexTouch® locksets are available with a variety of strike options. All strikes are located on the same vertical and horizontal center lines as the latchbolt. Some strikes are available in a variety of lip lengths to accommodate varying thickness of doors and frames. To determine the proper length of the lip, measure from the center line of the strike to the edge of the jamb and add 1/4" (6mm). All strikes are reversible.

<p>Model No. 497 ANSI Strike (Standard) For door and frames with ANSI preparations. 1-1/4" supplied standard. 1-1/8", 1-1/2", and 1-3/4" lip lengths available by special order.</p>	<p>Model No. 371 T-Strike (Optional) 1-1/4" curved lip supplied standard. 1", 1-1/2", 1-3/4", and 2" curved lip lengths available by special order. Wrought strike box supplied.</p>	<p>Model No. 202 Strike Box for ANSI Strike (Optional) Specify 497 x 202.</p>

DIMENSIONS

Cylindrical



Dimensions given in inches (mm).

OPTIONS AND ACCESSORIES

Cylindrical

Model/Part Number	Description
WH-28	Remote power wire harness (used for hardwiring).
14-4761-0106-025	1-3/8" thin door kit. Includes inside and outside escutcheon spacers as well as a 2-3/8" latchbolt.
14-B600-0111-999	3-wire door position sensor.

CERTIFICATIONS AND LISTINGS

Cylindrical

ADA



The nexTouch® Series lever design meets accessibility guidelines of the Americans with Disabilities Act and the requirements of the Uniform Federal Accessibility Standards and ICC/ANSI A117.1 Accessible and Usable Buildings and Facilities, all requiring ease of accessibility.

ANSI/BHMA



nexTouch® cylindrical certified ANSI/BHMA A156.2, Series 4000 Grade 1.

Fire Listings



Functions are UL/cUL Fire Listed for use on fire doors having a rating up to and including 3 hours.

Note:

Any retrofit or other field modification to a fire rated opening can potentially impact the fire rating of the opening, and ASSA ABLOY ACCENTRA® makes no representations or warranties concerning what such impact may be in any specific situation. When retrofitting any portion of an existing fire rated opening, or specifying and installing a new fire-rated opening, please consult with a code specialist or local code official (Authority Having Jurisdiction) to ensure compliance with all applicable codes and ratings.

FCC

Complies with limits for a Class B digital device, pursuant to part 15 of the FCC Rules.

ISO 14001

Designed and manufactured under a certified ISO 14001 quality system.

Sustainability

EPD and GreenCircle certification.

Warranty

nexTouch® has a three year limited warranty on the mechanical and electrical components, and a one year limited warranty on the finish.

Windstorm

Certified (refer to local codes).



NEXTTOUCH® SECTIONAL MORTISE



HOW TO ORDER

Sectional Mortise

SECTIONAL MORTISE

Quantity	Lever Design	Series/Function	^Technology	Finish	Hand*	Door Thickness	Cylinder	Strike
	AUR – Augusta MOR – Monroe PBR – Pacific Beach ARR – Arcadia CRR – Carmel JNR – Jefferson PNR – Pinehurst VIR – Virginia See page 20 for Reflections decorative lever options	NTM613 – Sectional mortise lock, key override, pushbutton keypad, no deadbolt NTM618 – Sectional mortise lock, key override, pushbutton keypad, with deadbolt NTM623 – Sectional mortise lock, key override, capacitive touchscreen, no deadbolt NTM628 – Sectional mortise lock, key override, capacitive touchscreen, with deadbolt NTM633 – Sectional mortise lock, no key override, pushbutton keypad, no deadbolt NTM638 – Sectional mortise lock, no key override, pushbutton keypad, with deadbolt NTM643 – Sectional mortise lock, no key override, capacitive touchscreen, no deadbolt NTM648 – Sectional mortise lock, no key override, capacitive touchscreen, with deadbolt	NR – Keypad only, no radio	605 – Bright brass, clear coated 613E – Dark oxidized bronze - equivalent 626 – Satin chrome plated BSP – Black suede powder	RH LH	1-3/4" standard, up to 2-1/4" door thickness available	2153 cylinder standard, see pages 23-25 for additional options	2815 curved lip strike standard, see page 27 for additional options

*Lock is field reversible

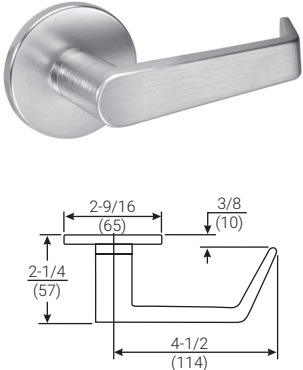
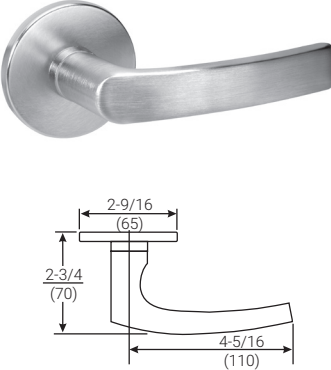
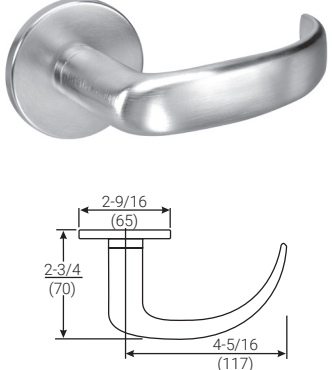
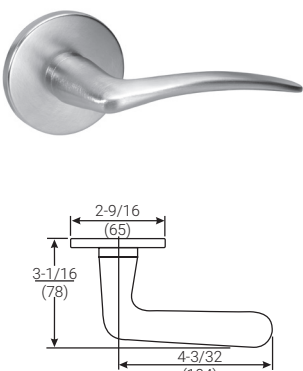
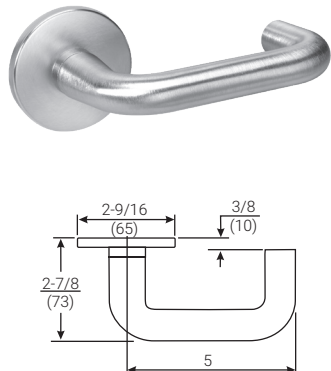
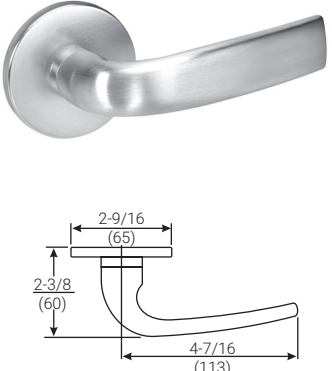
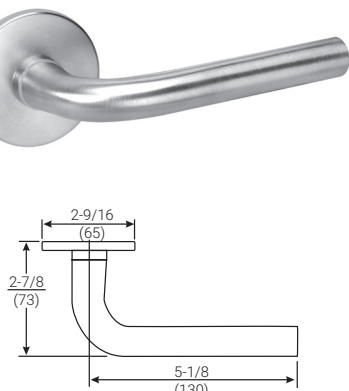
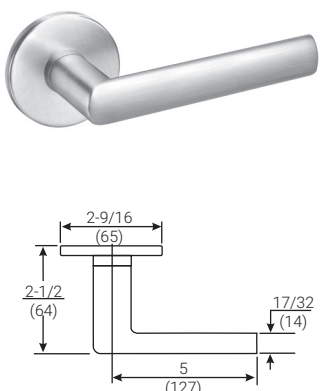
Build Your Order String

Quantity	Lever Design	Series/Function	^Technology	Finish	Hand	Door Thickness	Cylinder	Strike
Example:	AUR	NTM623	NR	626	RH	1-3/4	2153	2815

^nexTouch® No Radio lock part numbers NTM613, NTM618, NTM623, NTM628, NTM633, NTM638, NTM643, & NTM648 can be upgraded for use with the ASSA ABLOY ACCENTRA® Cloud platform by installing the ACCENTRA radio module available to all ASSA ABLOY ACCENTRA® Multi Family Housing Certified Integrators. **These part numbers can NOT be upgraded for use with a Z-Wave compatible system.**

TRIM DESIGNS



































Sectional Mortise

<p>AUGUSTA AUR AU Lever Handle: Cast</p> 	<p>MONROE MOR MO Lever Handle: Cast</p> 	<p>PACIFIC BEACH PBR PB Lever Handle: Cast</p> 
<p>ARCADIA ARR AR Lever Handle: Cast</p> 	<p>CARMEL CRR CR Lever Handle: Cast</p> 	<p>JEFFERSON JNR JN Lever Handle: Cast</p> 
<p>PINEHURST PNR PN Lever Handle: Cast</p> 	<p>VIRGINIA VIR VI Lever Handle: Cast</p> 	

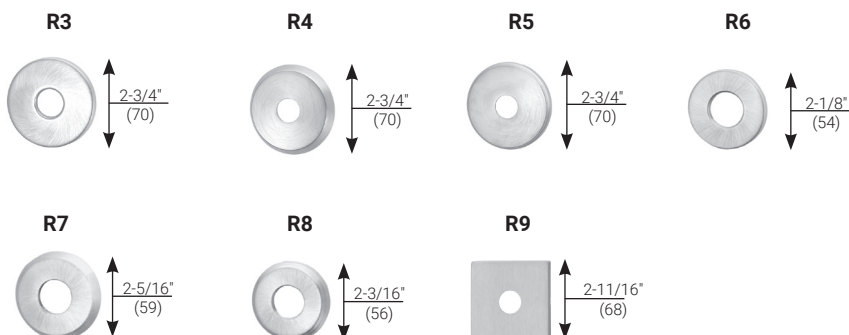
REFLECTIONS® DECORATIVE TRIM

ASSA ABLOY ACCENTRA® nexTouch® sectional mortise locks are available with Reflections lever trim, a comprehensive line of highly stylized lever handles. Reflections® lever handles are made from solid brass or stainless steel and can withstand years of abuse. Available in an array of finishes, these levers complement any wood grain or other door exterior. Each lever is hand-polished and specially designed for ergonomics and style.

SECTIONAL MORTISE

Hudson	Spree	Seine	Thames	Victoria	Niagara
TB 	RS 	TE 	TM 	TT* 	CH* 
UB 	RT 	TG* 	TN 	TU* 	DW 
TC 	RU 	TI 	TP 	TW* 	MA* 
TD 	RV 	TJ* 	TR 	TX* 	RA* 
UC 		TK* 	TS 	UX* 	RB* 
		GT 	TQ 	TY* 	RC* 
				WG* 	





Reflections® Roses



*Indicates levers that are handed.

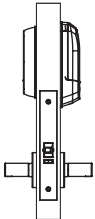
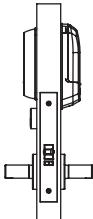
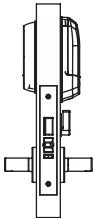
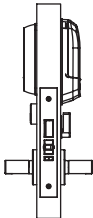
FINISHES

Sectional Mortise

ANSI/BHMA Code Finish Description			
605 Bright Brass, Clear Coated	613E Dark Oxidized Satin Bronze - equivalent	626 Satin Chrome Plated	BSP Black Suede Powder Coat
			

FUNCTIONS


Sectional Mortise

NTM633 Pushbutton NTM643 Touchscreen	NTM613 Pushbutton NTM623 Touchscreen
<p>No Deadbolt Without Cylinder Override</p> <ul style="list-style-type: none"> • For doors that do not require mechanical key override. • Latchbolt retracted by lever either side, except when outside lever is locked. • Deadlocking latchbolt.  <p>Outside Inside</p>	<p>No Deadbolt With Cylinder Override</p> <ul style="list-style-type: none"> • For doors that require mechanical key override. • Latchbolt retracted by lever either side, except when outside lever is locked. • When outside lever is locked, latchbolt is operated by key outside. • Deadlocking latchbolt.  <p>Outside Inside</p>
NTM638 Pushbutton NTM648 Touchscreen	NTM618 Pushbutton NTM628 Touchscreen
<p>Deadbolt without cylinder override</p> <ul style="list-style-type: none"> • Latchbolt retracted by lever either side, except when outside lever is locked. • Deadbolt operated by thumbturn inside. • When deadbolt is projected, lever is automatically locked. • Anti-panic operation. Operating inside lever automatically retracts latch bolt and deadbolt with outside lever remaining locked. • Deadlocking latchbolt.  <p>Outside Inside</p>	<p>Deadbolt with cylinder override</p> <ul style="list-style-type: none"> • Latchbolt retracted by lever either side, except when outside lever is locked. • Deadbolt operated by key outside, thumbturn inside. • When outside lever is locked, latchbolt and deadbolt are operated by key outside. • When deadbolt is projected, lever is automatically locked. • Anti-panic operation. Operating inside lever automatically retracts latchbolt and deadbolt with outside lever remaining locked. • Deadlocking latchbolt.  <p>Outside Inside</p>

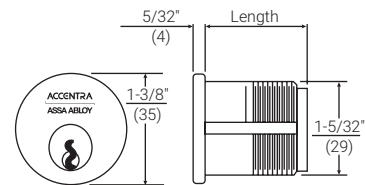
CYLINDERS

Sectional Mortise

Conventional Cylinders

Illustration	Cylinder Model Number	Application	Cam	Length	
				6-Pin	7-Pin
	2153	Standard cylinder	2160	1-1/8" 1-1/4" 1-3/8" 1-1/2" 1-5/8" 1-3/4"	1-1/4" 1-3/8" 1-1/2" 1-5/8" 1-3/4"
	2123	Cylinder for longer lengths	2160	1-7/8" thru 3-1/2" in 1/8" increments*	

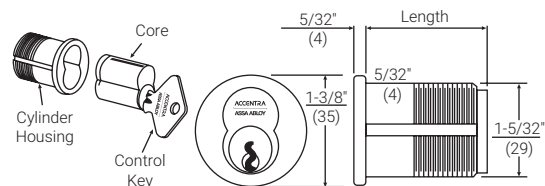
*Contact Technical Product Support for cylinder collar requirements when ordering these cylinders separately. See page 26 for other collar requirements.



Interchangeable Core Mortise Cylinders

Cylinder Model Number	Application	Cam	Length	Pins	Housing Only Model Number	Core Only Model Number
2196	Standard Cylinder	2160	1-1/2", 1-3/4", 2"	6	2221	1210
2197	Standard Cylinder	2160	1-11/16", 2"	7	2213	1220

Note: When ordering interchangeable core cylinders or cores only, control keys are not furnished. If control keys are required they must be ordered separately.



CYLINDERS

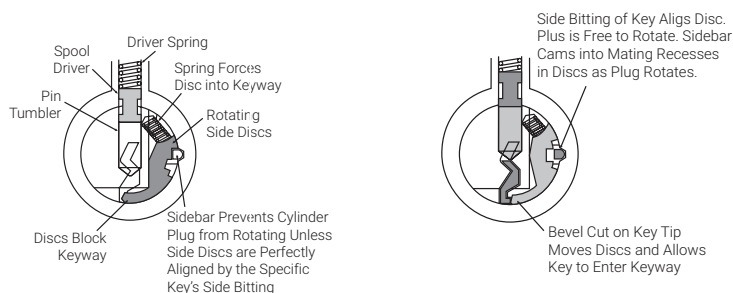
Sectional Mortise (Continued)

Security Cylinders

Security cylinders contain two independent locking mechanisms. The first is a traditional 6- or 7-pin tumbler mechanism with spool drivers for greatly increased picking resistance.

The second is an innovative 5-tumbler rotating disc mechanism with sidebar engagement. The rotating discs are spring loaded and block the bottom of the keyway.

Illustration



Security/High Security Mortise Cylinders

Model Number	Application	Cam	Length	
			6-pin	7-pin
5153/U5153	Standard Cylinder	2160	1-1/8" 1-1/4"	1-1/4"

Security Interchangeable Core Mortise Cylinders

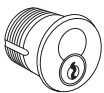
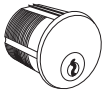
Cylinder Model Number	Application	Cam	Length	Pins	Housing Only Model Number	Core Only Model Number
5196	Standard Cylinder	2160	1-1/2"	6	2221	5210
5197	Standard Cylinder	2160	1-11/16"	7	2213	5220

Note: When ordering interchangeable core cylinders or cores only, control keys are not furnished. If control keys are required they must be ordered separately.

CYLINDERS

Sectional Mortise (Continued)

Other Manufacturers' Keyway Cylinders/Cores

Illustration	Model Number	Type	Cam	Length	Pins	Housing Only Model Number	Core Only Model Number
	A620	Small Format IC Mortise, includes Best® Keyway Core. Available keyed random, master keyed or uncombined. Specify keyway A, B, C, D, E, F, G, H, J, K, L or M.	KC1	1-1/4"	6	K660	A600
				1-3/8" 1-3/4"	6 or 7		
	2553	Fixed Core Mortise Schlage® "C" Keyway Cylinder. Available 0-bitted or keyed random.	2160	1-1/8"	6	N/A	N/A

SECTIONAL MORTISE

ASSA ABLOY ACCENTRA® KeyMark®

For those applications requiring protected key control, ASSA ABLOY ACCENTRA® KeyMark® cylinders guard against unauthorized key duplication. The ASSA ABLOY ACCENTRA® KeyMark Security Leg® keyway feature increases resistance against picking and impressioning and can easily retrofit into existing systems. For further details and availability, refer to the separate ASSA ABLOY ACCENTRA® KeyMark® catalog.

Protected Keyway Mortise Cylinders

Model Number	Type	Cam	Length	Pins	Housing Only Model Number	Core Only Model Number
K100	Fixed Core Mortise	KC1	1-1/8", 1-1/4" 1-1/2", 1-3/4" 2"	6 or 7	N/A	N/A
K820	Large Format IC Mortise	KC1	1-1/2", 1-3/4" 2"	6	K860	K800
			1-11/16" 1-3/4", 2"	7		
K620	Small Format IC Mortise	KC1	1-1/4"	6	K660	K600
			1-3/8", 1-3/4"	6 or 7		
K630	Small Format IC Mortise - Tapered	KC1	1-1/4"	6	K670	K600
			1-3/8"	6 or 7		

CYLINDER COLLARS

Sectional Mortise

Cylinder collars are supplied as standard where required with those locksets supplied with cylinders. Collar size and thickness are supplied to suit the length of the cylinder, the thickness of the door and the trim ordered.

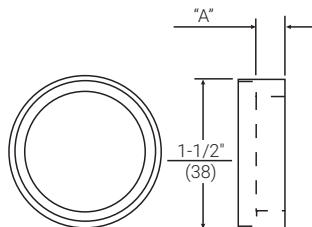
(If door thickness is not specified, collars will be furnished for 1-3/4" (44mm) door.)

Collar length required must be specified for cylinders and/or housings ordered separately.

1765 Recessed Cylinder Collar

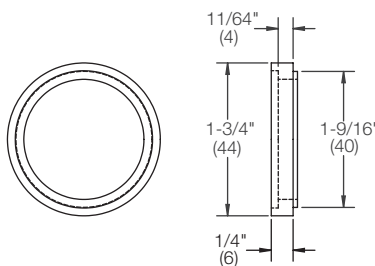
"A" Dimension: Thicknesses available in 1/16" (2mm) increments from 1/16" (2mm) to 1-15/32" (37mm) as required.

Material: Brass, Stainless Steel



1766 Step Collar for U5109 and U5153 High Security Cylinders.

Material: Stainless Steel



KP3 Wave Washer

(Furnished standard with 1765 collar for ASSA ABLOY ACCENTRA® KeyMark® cylinders only).

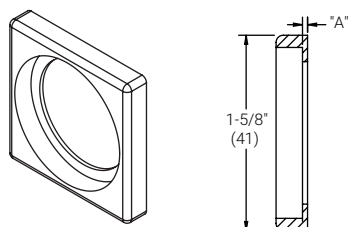


1767 Square Collar (provided standard with R9 rose)

"A" Dimension: See chart for available sizes.

To order, specify "1767.size" i.e. 1767.248

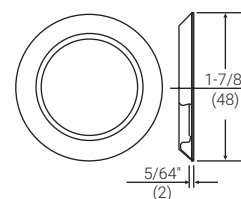
Material: Brass, Stainless Steel



"A" Dimension	
Size	Specify
1/32	.042
1/8	.122
3/16	.192
1/4	.248
5/16	.310
3/8	.373
7/16	.436
1/2	.498
9/16	.560
5/8	.623
11/16	.703
25/32	.788

KP4 Flush Mount Cylinder Collar

Material: Brass, Bronze



STRIKES

Sectional Mortise

ASSA ABLOY ACCENTRA® nexTouch® Keypad Sectional Mortise Locks come standard with a 2815 Curved Lip Strike with a 1-1/4" (32mm) lip length. The strike supplied will accommodate the locking function, i.e. latchbolt and/or deadbolt, and can be installed on doors 1-3/4" (44mm) thick. These strikes are non-handed.

Material: Brass, Bronze, Stainless Steel.

Longer/Shorter Lip Lengths: Mortise lock strikes are mounted 3/8" above the center line of the lock. To determine the proper length of lip use the following formula:

1/2 of the door thickness, plus 1/16" inset, plus trim thickness, plus 1/8" for flat lip strike OR 1/4" for curved lip strike. Select the nearest available length.

2815 Curved Lip:

1-1/4" (32mm) standard

Available for special order:

1-1/8" (29mm)

1-3/8" (35mm)

1-1/2" (38mm)

1-5/8" (41mm)

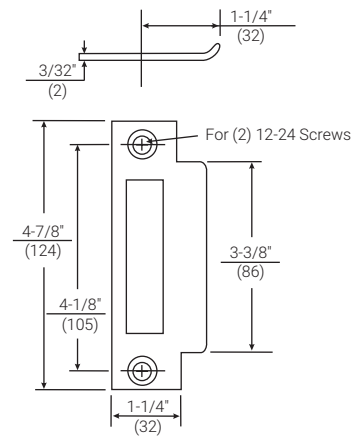
1-3/4" (44mm)

1-7/8" (48mm)

2" (51mm)

2-1/8" (54mm)

2-1/4" (57mm)



2815 Curved Lip Strike
1-1/4" (32mm) Standard

2816 Flat Lip (Available for special order only):

7/8" (22mm)

1" (25mm)

1-1/8" (29mm)

1-1/4" (32mm)

1-1/2" (38mm)

1-3/4" (44mm)

2" (51mm)

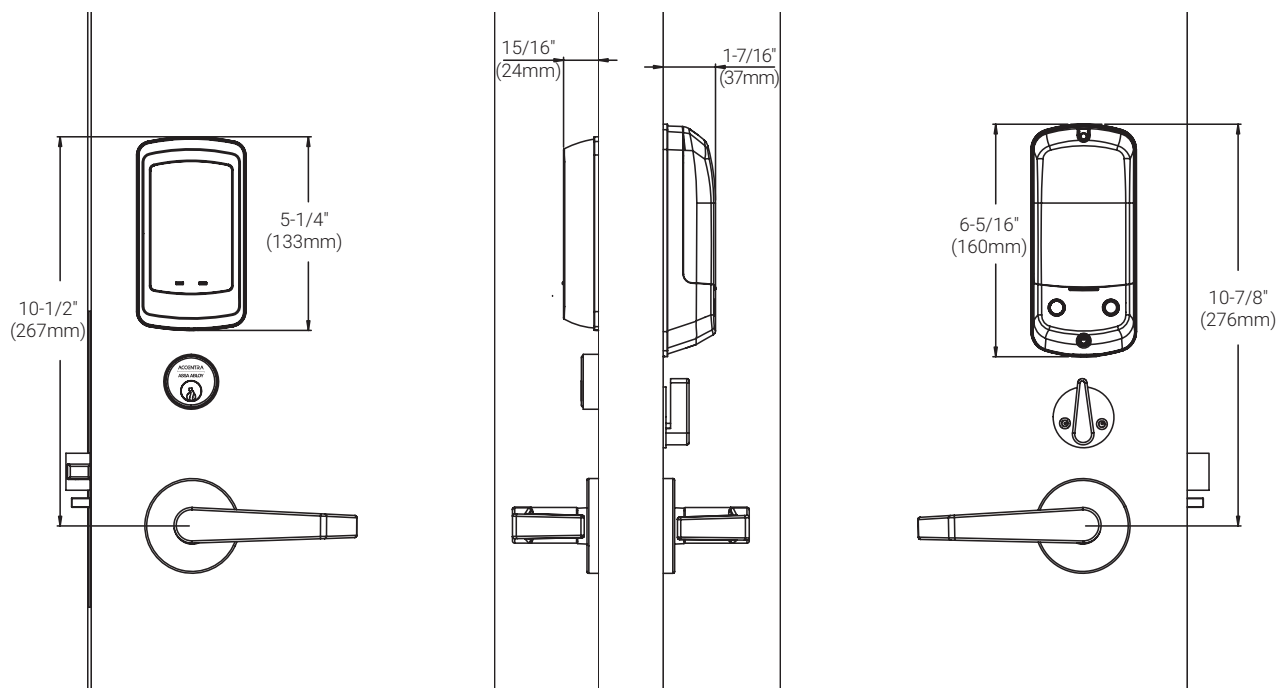
2-1/4" (57mm)

2-1/2" (64mm)

DIMENSIONS

Sectional Mortise

SECTIONAL MORTISE



Dimensions given in inches (mm).

OPTIONS AND ACCESSORIES

Sectional Mortise

Model/Part Number	Description
WH-28	Remote power wire harness (used for hardwiring).

Scar Plate Kits

(Can be used to cover door preps for SARGENT Profile Series v.G1.5 and Corbin Russwin Access 800 series locksets to enable replacement with nexTouch®)

Model/Part Number	Description
50-M600-0150-033	O/S with cylinder - I/S no thumbturn
50-M600-0151-033	O/S no cylinder - I/S no thumbturn
50-M600-0152-033	O/S with cylinder - I/S with thumbturn
50-M600-0153-033	O/S no cylinder - I/S with thumbturn

Note: Scar plate kits include 1 outside plate and 1 inside plate.

CERTIFICATIONS AND LISTINGS

Sectional Mortise

ADA



The nexTouch® Series lever design meets accessibility guidelines of the Americans with Disabilities Act and the requirements of the Uniform Federal Accessibility Standards and ICC/ANSI A117.1 Accessible and Usable Buildings and Facilities, all requiring ease of accessibility.

ANSI/BHMA



nexTouch® mortise certified ANSI/BHMA A156.13, Series 1000 Grade 1.

Fire Listings



Functions are UL/cUL Fire Listed for use on fire doors having a rating up to and including 3 hours.

Note:

Any retrofit or other field modification to a fire rated opening can potentially impact the fire rating of the opening, and ASSA ABLOY ACCENTRA® makes no representations or warranties concerning what such impact may be in any specific situation. When retrofitting any portion of an existing fire rated opening, or specifying and installing a new fire-rated opening, please consult with a code specialist or local code official (Authority Having Jurisdiction) to ensure compliance with all applicable codes and ratings.

FCC

Complies with limits for a Class B digital device, pursuant to part 15 of the FCC Rules..

ISO 14001

Designed and manufactured under a certified ISO 14001 quality system.

Sustainability

EPD and GreenCircle certification.

Warranty

nexTouch® has a three year limited warranty on the mechanical and electrical components, and a one year limited warranty on the finish.

Windstorm

Certified (refer to local codes).



NEXTTOUCH® EXIT TRIM

ACCENTRA®
ASSA ABLOY

BHMA
CERTIFIED



Capacitive
Touchscreen

Weather
Resistant Seal

Lockout Mode

Low Battery
Indication

Pushbutton keypad
option available

9V Battery
Power Backup

Standard
Mortise Cylinder

Privacy
Button

Compatible with a wide
range of exit devices,
including competitor models
(see chart on next page)

EXIT TRIM

HOW TO ORDER

Exit Trim

Quantity	Lever Design	Series/Function	^Technology	Finish	Advanced Functions	Cylinder/Keyway	Hand ¹	Door Thickness
	AU – Augusta MO – Monroe PB – Pacific Beach	NTT613 – Exit trim, key override, pushbutton keypad NTT623 – Exit trim, key override, touchscreen keypad	NR – Keypad only, no radio	605 – Bright brass, clear coated 613E – Dark oxidized bronze - equivalent 626 – Satin chrome plated BSP – Black suede powder coat	DPS ²	2153 cylinder keyed random standard, see pages 36-38 for additional options	RHR LHR	1-3/4" 2-1/4"

¹ Lock is field reversible.

² Use DPS option code for Advanced Functions. An Auxiliary Door Position Sensor (DPS) must be installed with the lock to enable both Escape Return and Privacy functions. If DPS is not included in the parts string, the Door Position Sensor will not be supplied with the lock. Note that selecting the DPS option code will incur an upcharge. See current price list.


Build Your Order String

Quantity	Lever Design	Series/Function	^Technology	Finish	Advanced Functions	Cylinder/Keyway	Hand	Door Thickness
Example:	AU	NTT623	NR	626	DPS	2153	RHR	1-3/4"

Compatible Exit Devices

Thanks to its patented adjustable mounting posts, nexTouch® exit trim is compatible with several makes and models of exit devices right out of the box, without the need for separate mounting hardware. Check the chart below to see if yours is a fit.

Manufacturer	Model/Series Number*
Arrow	3880, S1250
Cal-Royal	7700
Corbin Russwin	PED/ED5200, PED/ED5200S
DETEX	10
Dorma	9300
Falcon®	25
SARGENT	PE8800/8800
Von Duprin®	98, 99
ASSA ABLOY ACCENTRA®	1800, 2100/2150, 6100/6150, 7100/7150



Patented adjustable mounting posts make the nexTouch® exit trim compatible with many exit device models (see chart at left).

*Compatible with rim device only. Please contact Technical Product Support for more information.

^nexTouch® No Radio lock part numbers NTT613 & NTT623 can be upgraded for use with the ASSA ABLOY ACCENTRA® Cloud platform by installing the ASSA ABLOY ACCENTRA® radio module available to all ASSA ABLOY ACCENTRA® Multi Family Housing Certified Integrators. **These part numbers can NOT be upgraded for use with a Z-Wave compatible system.**

TRIM DESIGNS



Exit Trim

AUGUSTA AU* AU Lever Handle: Cast	MONROE MO MO Lever Handle: Cast	PACIFIC BEACH PB* PB Lever Handle: Cast
		

*Meets California State Reference Code for lever return.

FINISHES

Exit Trim

ANSI/BHMA Code Finish Description			
605 Bright Brass, Clear Coated	613E Dark Oxidized Satin Bronze - equivalent	626 Satin Chrome Plated	BSP Black Suede Powder Coat
			

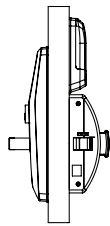
FUNCTIONS

Exit Trim

NTT613 Pushbutton NTT623 Touchscreen

No Deadbolt With Cylinder Override

- For doors that require mechanical key override.
- Bolt retracted by pushbar on interior and lever on outside except when outside lever is locked.
- Key override unlocks the outside lever only.
- Deadlocking rim bolt.




Outside

Inside

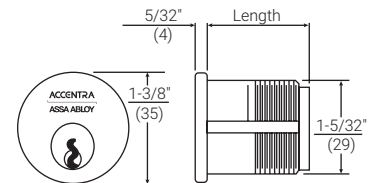
CYLINDERS

Exit Trim

Conventional Cylinders

Illustration	Cylinder Model Number	Application	Cam	Length	
				6-Pin	7-Pin
	2153	Standard Cylinder	2160	1-1/8"	1-1/4"

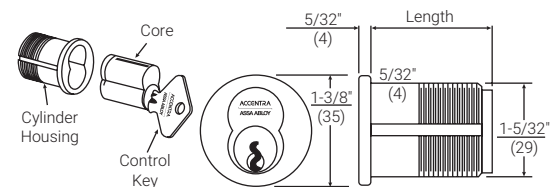
*Contact Technical Product Support for cylinder collar requirements when ordering these cylinders separately. See page 39 for other collar requirements.



Interchangeable Core Mortise Cylinders

Cylinder Model Number	Application	Cam	Length	Pins	Housing Only Model Number	Core Only Model Number
2196	Standard Cylinder	2160	1-1/2"	6	2221	1210
2197	Standard Cylinder	2160	1-11/16"	7	2213	1220

Note: When ordering interchangeable core cylinders or cores only, control keys are not furnished. If control keys are required they must be ordered separately.



CYLINDERS

Exit Trim (Continued)

Security Cylinders

Security cylinders contain two independent locking mechanisms. The first is a traditional 6- or 7-pin tumbler mechanism with spool drivers for greatly increased picking resistance.

The second is an innovative 5-tumbler rotating disc mechanism with sidebar engagement. The rotating discs are spring loaded and block the bottom of the keyway.

Illustration



Security/High Security Mortise Cylinders

Model Number	Application	Cam	Length	
			6-pin	7-pin
5153	Standard Cylinder	2160	1-1/8" 1-1/4"	1-1/4"

Security Interchangeable Core Mortise Cylinders



Cylinder Model Number	Application	Cam	Length	Pins	Housing Only Model Number	Core Only Model Number
5196	Standard Cylinder	2160	1-1/2"	6	2221	5210
5197	Standard Cylinder	2160	1-11/16"	7	2213	5220

Note: When ordering interchangeable core cylinders or cores only, control keys are not furnished. If control keys are required they must be ordered separately.

CYLINDERS

Exit Trim (Continued)

Other Manufacturers' Keyway Cylinders/Cores

Illustration	Model Number	Type	Cam	Length	Pins	Housing Only Model Number	Core Only Model Number
	A620	Small Format IC Mortise, includes Best® Keyway Core. Available keyed random, master keyed or uncombined. Specify keyway A, B, C, D, E, F, G, H, J, K, L or M.	KC1	1-1/4"	6	K660	A600
				1-3/8"	6 or 7		
	2553	Fixed Core Mortise Schlage® "C" Keyway Cylinder. Available 0-bitted or keyed random.	2160	1-1/8"	6	N/A	N/A

ASSA ABLOY ACCENTRA® Keymark®

For those applications requiring protected key control, ASSA ABLOY ACCENTRA® KeyMark® cylinders guard against unauthorized key duplication. The ASSA ABLOY ACCENTRA® KeyMark Security Leg® keyway feature increases resistance against picking and impressioning and can easily retrofit into existing systems. For further details and availability, refer to the separate ASSA ABLOY ACCENTRA® KeyMark catalog.

Protected Keyway Mortise Cylinders

Model Number	Type	Cam	Length	Pins	Housing Only Model Number	Core Only Model Number
K100	Fixed Core Mortise	KC1	1-1/8"	6 or 7	N/A	N/A
K820	Large Format IC Mortise	KC1	1-1/2"	6	K860	K800
			1-11/16"	7		
K620	Small Format IC Mortise	KC1	1-1/4"	6	K660	K600
			1-3/8"	6 or 7		

CYLINDER COLLARS

Exit Trim

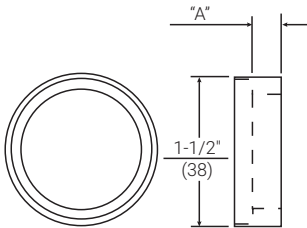
Cylinder collars are supplied as standard where required with those locksets supplied with cylinders. Collar size and thickness are supplied to suit the length of the cylinder, the thickness of the door and the trim ordered. (If door thickness is not specified, collars will be furnished for 1-3/4" (44mm) door.)

Collar length required must be specified for cylinders and/or housings ordered separately.

1765 Recessed Cylinder Collar

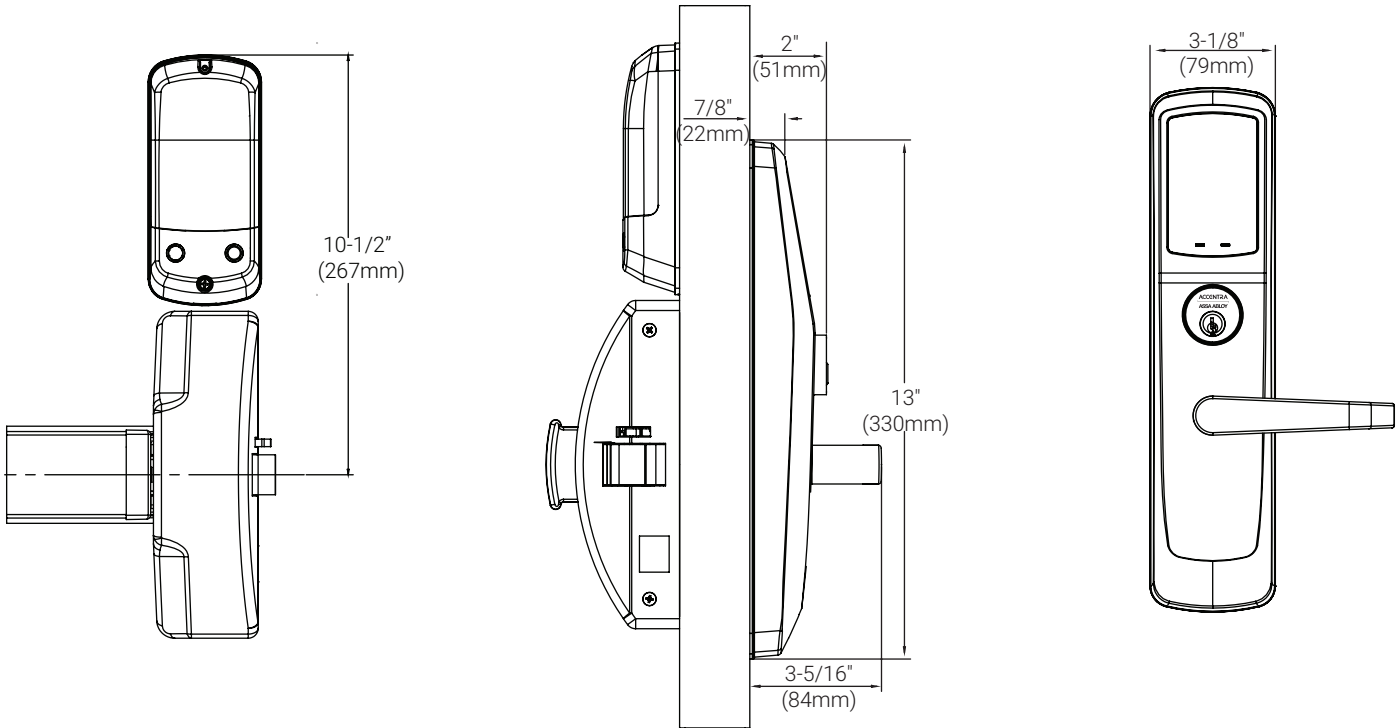
"A" Dimension: Thicknesses available in 1/16" (2mm) increments from 1/16" (2mm) to 1-15/32" (37mm) as required.

Material: Brass, Stainless Steel



Dimensions

Exit Trim



Dimensions given in inches (mm).

OPTIONS AND ACCESSORIES

Exit Trim

Model/Part Number	Description
WH-28	Remote power wire harness (used for hardwiring).
14-B600-0111-999	3-Wire Door Position Sensor.

CERTIFICATIONS AND LISTINGS

Exit Trim

ADA



The nexTouch® Series lever design meets accessibility guidelines of the Americans with Disabilities Act and the requirements of the Uniform Federal Accessibility Standards and ICC/ANSI A117.1 Accessible and Usable Buildings and Facilities, all requiring ease of accessibility.

ANSI/BHMA



nexTouch® exit trim certified ANSI/BHMA A156.3, Grade 1.

Fire Listings



Functions are UL/cUL Fire Listed for use on fire doors having a rating up to and including 3 hours.

Note:

Any retrofit or other field modification to a fire rated opening can potentially impact the fire rating of the opening, and ASSA ABLOY ACCENTRA® makes no representations or warranties concerning what such impact may be in any specific situation. When retrofitting any portion of an existing fire rated opening, or specifying and installing a new fire-rated opening, please consult with a code specialist or local code official (Authority Having Jurisdiction) to ensure compliance with all applicable codes and ratings.

FCC

Complies with limits for a Class A digital device, pursuant to part 15 of the FCC Rules.

ISO 14001

Designed and manufactured under a certified ISO 14001 quality system..

Warranty

nexTouch® has a three year limited warranty on the mechanical and electrical components, and a one year limited warranty on the finish.

NOTES

The ASSA ABLOY Group is the global leader in access solutions.
Every day, we help billions of people experience a more open world.

ASSA ABLOY Opening Solutions leads the development within door openings and products for access solutions in homes, businesses and institutions. Our offering includes doors, frames, door and window hardware, mechanical and smart locks, access control and service.

ACCENTRA®
ASSA ABLOY

TECHNICAL SUPPORT

(troubleshooting, product use and application, returns)
Tel: 800-810-WIRE (9473)
Email: 800810WIRE@assaabloyusa.com

CUSTOMER SUPPORT

(orders, product configuration, pricing, lead-time)
Tel: 1-855-557-5078 X2
Fax: 1-800-338-0965
Customer Service Email: customerservice.accentra@assaabloy.com
Order Entry Email: orders.accentra@assaabloy.com

U.S.A.:
ASSA ABLOY ACCENTRA®
225 Episcopal Road
Berlin, CT 06037-4004
Tel: 1-800-438-1951
Fax: 1-800-338-0965
www.accentra-assaabloy.com

Canada:
ASSA ABLOY Door Security Solutions Canada
160 Four Valley Drive
Vaughan, Ontario L4K 4T9
Tel: 1-800-461-3007
Fax: 1-800-461-8989
assaabloydss.ca

International:
ASSA ABLOY Americas International
Tel: 1-905-821-7775
Fax: 1-905-821-1429
assaabloyai.com