

ACCENTRA

ASSA ABLOY

Experience a safer
and more open world

4600YC SERIES

ANSI/BHMA Grade 2 Certified
Cylindrical Locks



ACCENTRA

ASSA ABLOY

ASSA ABLOY has transitioned the formerly Yale Commercial brand to ASSA ABLOY ACCENTRA™. This affects only the brand name; the products and product numbers will remain unchanged.

TABLE OF CONTENTS

Contents

Benefits & Features	3
How to Order	4
Finishes	5
Trim Designs	6
Functions	7
Cylinders/Keying	8
Latchbolts	9
Strikes	10

4600YC Cylindrical Locks

ASSA ABLOY ACCENTRA™ 4600YC cylindrical locks are the ideal choice for a wide variety of commercial applications where consistent quality, ease of use and installation are required at an economical price. The 4600YC Series is certified to ANSI/BHMA Grade 2 standards and is UL fire-listed for all functions, ensuring reliability and peace of mind.

BENEFITS & FEATURES

Benefits

- **Versatile:** Field reversible handing and other product options offer flexibility in many commercial applications
- **Economical:** Priced affordably to suit projects of all budgets
- **Strong & Reliable:** ANSI/BHMA Grade 2 certified for long life and reliability

Features

- Field reversible handing for easy installation
- Range of functions and options for a wide variety of commercial applications
- Available in one knob and five finishes



Specifications

Door Prep	ANSI/SDI A250.14
Door Thickness	Adjustable for doors 1-3/8" to 1-3/4" (35mm to 44mm)
Backset	2-3/4" (70mm) standard, 2-3/8" (60mm) optional
Handing	Non-handed, field reversible
Latchbolt	2-3/4" (70mm) backset, 1/2" (13mm) throw latchbolt plain or deadlocking. See page 9 for additional options.
Strike	ANSI strike 4-7/8" x 1-1/4" x 1-1/4" (124mm x 32mm x 32mm) lip to center. See page 10 for additional options.
ANSI/BHMA	Certified Grade 2, ANSI/BHMA A156.2, Series 4000
UL/cUL	Listed for 3 hour fire doors
Warranty:	3 years







HOW TO ORDER

Design	Function	Hand	Latch	Strike	Cylinder	Door Thickness	Keying	Finish
CA - Carolina	4601YC - Passage or Closet Latch 4602YC - Privacy, Bedroom or Bath Lock 4605YC - Storeroom or Closet Lock 4607YC - Entry Lock 4608YC - Classroom Lock 4655YC - Single Dummy Trim	Specify RH LH	See page 9 for options.	371 T-strike standard. See page 10 for additional options.	1805 6-pin cylinder standard; see page 8 for additional options.	Adjustable between 1-3/8" to 1-3/4"; factory preset for 1-3/4".	KR (keyed random) standard, see page 8 for additional details/options.	605 - Bright Brass, Clear Coated 606 - Satin Brass, Clear Coated 613E - Dark Oxidized Satin Bronze - equivalent 629 - Bright Stainless Steel 630 - Satin Stainless Steel

Ordering Example

Design	Function	Hand	Latch	Strike	Cylinder	Door Thickness	Keying	Finish
CA	4607YC	RH	MCD234	371	1805	1-3/4"	KR	630

FINISHES

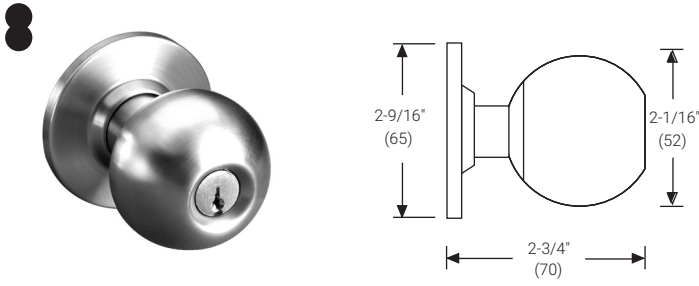
ANSI/BHMA Code Finish Description		
605 Bright Brass, Clear Coated	606 Satin Brass, Clear Coated	613E Dark Oxidized Satin Bronze - equivalent
		
629 Bright Stainless Steel	630 Satin Stainless Steel	
		

TRIM DESIGNS

Carolina CA

Knob: Stainless Steel or Wrought Brass

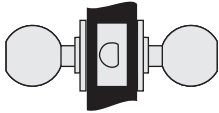
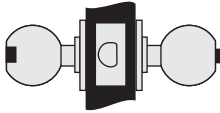
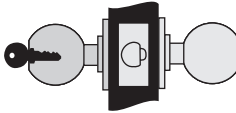
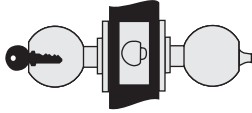
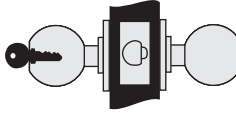
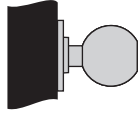
Rose: Stainless Steel or Wrought Brass



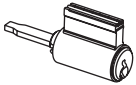
8 Knob available with small format interchangeable core. See page 8 for details.

Dimensions shown are in inches/mm.

FUNCTIONS

4601YC (F75)	4602YC (F76A)	4605YC (F86)
 <p>Passage or Closet Latch</p> <ul style="list-style-type: none"> • For doors that do not require locking. • Either knob operates latchbolt at all times. 	 <p>Privacy, Bedroom or Bath Lock</p> <ul style="list-style-type: none"> • For lavatory or other privacy doors. • Either knob operates latchbolt unless outside knob is locked by pushbutton inside. • Button automatically releases when inside knob is turned or door is closed. • Emergency release in outside knob. • Inside knob always active. 	 <p>Storeroom or Closet Lock</p> <ul style="list-style-type: none"> • For use on storeroom, utility, exit doors. • Deadlocking latchbolt. • Latchbolt operated by knob inside, key in outside knob. • Outside knob always rigid. • Inside knob always active.
4607YC (F109)	4608YC (F84)	4655YC
 <p>Entry Lock</p> <ul style="list-style-type: none"> • For entrance, general home or office doors. • Deadlocking latchbolt. • Either knob operates latchbolt (except when outside knob is locked from inside). • Pushing turn button in inside knob locks outside knob. (Automatically releases when inside knob is turned or key is rotated in locked outside knob.) • Outside knob may be retained in locked position by pushing and rotating turn button 90° clockwise to a horizontal position; not released until turn button is manually returned to the vertical position. • Latchbolt is operated by key in outside knob or by rotating inside knob. • Inside knob always active. 	 <p>Classroom Lock</p> <ul style="list-style-type: none"> • For classroom or utility room doors. • Deadlocking latchbolt. • Either knob operates latchbolt (except when outside knob is locked by key). • Inside knob always active. • Key releases outside knob. 	 <p>Single Dummy Trim</p> <ul style="list-style-type: none"> • For non-operational levers used for decorative trim. • Rigid knob.

CYLINDERS/KEYING

Illustration	Type	Model Number	Number of Pins
	Key-in-Knob Cylinder	1805	6

Large format interchangeable core not available.


Keying:

All cylinders furnished standard 6-pin, keyed random in ACCENTRA PARA keyway, pinned to ACCENTRA .019" specification. Each cylinder furnished with two nickel silver keys. Optional keyways available upon request, extended lead times may apply.


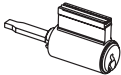
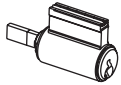
Options:

Cylinders available 0-bitted, keyed alike, master keyed or construction master keyed upon request. Cylinders provided in 605 and 626 finishes only.

Levers/Knobs Accepting Small Format Interchangeable Cores

Illustration	Cylinder Type	Prefix	Ordering Example
	SFIC (Accepts all Small Format Interchangeable Cores) 6- or 7-pin.	B (i.e. B-CA)	B-CA-4607YC x 630

Other Manufacturers Keyway Cylinders/Cores

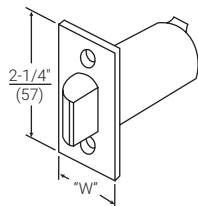
Illustration	Type	Model Number	Number of Pins
	Best® Keyway Core. Available keyed random, master keyed or uncombined. Specify keyway A, B, C, D, E, F, G, H, J, K, L or M.	A600	6 or 7 (Specify)
	Schlage® C Keyway Cylinder. Available 0-bitted or keyed random.	2805 x C	6
	Corbin Russwin L4 Keyway Cylinder. Available keyed random.	3806 x L4	6
	Corbin 60 Keyway Cylinder. Available keyed random.	3806 x 60	6
	Russwin D1 Keyway Cylinder. Available keyed random.	3806 x D1	6
	Sargent® LA Keyway Cylinder. Available keyed random.	3806 x LA	6
	Schlage® E Keyway Cylinder. Available keyed random.	3806 x E	6

Note: 2805 and 3806 cylinders are supplied with applicable tailpieces that are needed to operate 4600YC locksets. These cylinders are not ANSI/BHMA certified.

LATCHBOLTS

Plain Latchbolts

Model No. MCP234 supplied standard with all 4600YC series locksets without locking function. Model No. MCP234 latchbolt has a 2-1/4" x 1-1/8" front with a 2-3/4" backset and a 1/2" bolt throw. Optional latchbolts available to special order.

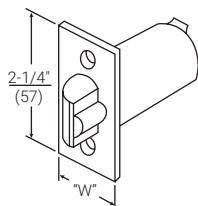


Model Number	Front	Backset	Throw	"W" Front Width	Latch Diameter*
MCP238	Square	2-3/8" (60mm)	1/2" (13mm)	1" (25mm)	7/8" (22mm)
MCP238R	Round	2-3/8" (60mm)	1/2" (13mm)	1" (25mm)	7/8" (22mm)
MCP234	Square	2-3/4" (70mm)	1/2" (13mm)	1-1/8" (29mm)	7/8" (22mm)

*1/8" sleeve (P/N 14-0378-9001) supplied with all latchbolts to accommodate 1" preps.

Deadlocking Latchbolts

Model No. MCD234 supplied standard with all 4600YC series locksets with locking function. Model No. MCD234 latchbolt has a 2-1/4" x 1-1/8" front with a 2-3/4" backset and a 1/2" bolt throw. Optional latchbolts available to special order.



Model Number	Front	Backset	Throw	"W" Front Width	Latch Diameter*
MCD238	Square	2-3/8" (60mm)	1/2" (13mm)	1" (25mm)	7/8" (22mm)
MCD238R	Round	2-3/8" (60mm)	1/2" (13mm)	1" (25mm)	7/8" (22mm)
MCD234	Square	2-3/4" (70mm)	1/2" (13mm)	1-1/8" (29mm)	7/8" (22mm)

*1/8" sleeve (P/N 14-0378-9001) supplied with all latchbolts to accommodate 1" preps.

Note: Locksets ordered with 2-3/8" backset square or round latchbolts will automatically include the corresponding 70S or 71S full lip strike as standard. Order must specify if alternate strike required.

STRIKES

4600YC locks are available with a variety of strike options. All strikes are located on the same vertical and horizontal center lines as the latchbolt. Some strikes are available in a variety of lip lengths to accommodate varying thickness of doors and frames. To determine the proper length of the lip, measure from the center line of the strike to the edge of the jamb, accounting for any interfering trim (i.e. wood molding) and then add 1/4" (6mm) for curved lip. All strikes are reversible. Strikes are fabricated of either brass, bronze or stainless steel, depending on the lockset trim finish. When ordering strikes separately, specify the finish required.

<p>Model No. 371 T-Strike (Standard) 2-3/4" x 1-1/8" x 1-1/4" (70mm x 29mm x 32mm) lip to center supplied standard for knob. 1", 1-1/2", 1-3/4" and 2" curved lip lengths available by special order. Wrought strike box supplied.</p>	<p>Model No. 497 ANSI Strike (Optional) For door and frames with preparations. 4-7/8" x 1-1/4" x 1-1/4" (124mm x 32mm x 32mm) lip to center supplied standard for lever. 1-1/8", 1-1/2", and 1-3/4" lip lengths available by special order. Available with optional 202 Strike Box. Specify 497 x 202.</p>	<p>Model No. 70S Full Lip Strike (Optional) 2-1/4" x 1-3/4" x 1-1/4" (57mm x 44mm x 32mm) lip to center with full lip anti-rattle tab.</p>	<p>Model No. 71S Full Lip Strike (Optional) 1/4" radius. Similar in dimensions and function to the 70S Strike but with radius corners for easy mortising by power tools. Anti-rattle tab.</p>	<p>Model No. 202 Strike Box Available to special order. Specify 497 x 202.</p>

Attaching Screws

For Model Nos. 371, 70S, and 71S

#8-32 x 3/4" (19mm) Phillips flat head combination wood and machine screws.

For Model No. 497

#12-24 x 1" (25mm) Phillips flat head combination wood and machine screws.

ACCENTRA

ASSA ABLOY

The ASSA ABLOY Group is the global leader in access solutions. Every day, we help billions of people experience a more open world.

ASSA ABLOY Opening Solutions leads the development within door openings and products for access solutions in homes, businesses and institutions. Our offering includes doors, frames, door and window hardware, mechanical and smart locks, access control and service.

TECHNICAL SUPPORT

(troubleshooting, product use and application, returns)

Tel: 855-557-5078

Email: techsupport.accentra@assaabloy.com

CUSTOMER SUPPORT

(orders, product configuration, pricing, lead-time)

Tel: 855-557-5078 x2

Email: Customerservice.Accentra@assaabloy.com

U.S.A.:

ASSA ABLOY ACCENTRA™

225 Episcopal Road
Berlin, CT 06037-4004

Tel: 1-800-438-1951

Fax: 1-800-338-0965

www.accentra-assaabloy.com

Canada:

ASSA ABLOY Door Security Solutions Canada

160 Four Valley Drive
Vaughan, Ontario L4K 4T9

Tel: 1-800-461-3007

Fax: 1-800-461-8989

assaabloydss.ca

International:

ASSA ABLOY Americas International

Tel: 1-905-821-7775

Fax: 1-905-821-1429

assaabloyai.com